

avenir®

Cubo Brochure



Overview

The Avenir Heated Towel Ladder Collection ensures a warm ambiance in your bathroom and provides a perfect way to keep your towels warm, dry and comfortable.

This extensive range is safety standards approved (Australia and New Zealand) and energy efficient. The ladder's solid construction is guaranteed for 3 years.

One of the many benefits of Heated Towel Ladders is their ability to emit heat and help control the condensation in damp bathrooms, reducing mildew and mould.

Construction

Avenir Heated Towel Ladders are manufactured from highly polished 304-grade stainless steel tubing. The towel rails are fixed to the wall using solid wall fixings and stainless steel screws.

The concealed fixing system is designed to enable the electrical cable to be connected directly through the wall fixing point, eliminating visible wiring (Bottom Left or Bottom Right options available).

Heating

The heating system works on the same principle as under-floor heating. The towel rails are heated by means of a dry heating element wire which is fed through the tubes. The heating system is designed to ensure extended element life and longevity.

Advantages of a dry element over a liquid-filled heating system:

- More energy efficient
- More environmentally friendly
- Rapid Heating
Avenir Heated Towel Ladders can heat approximately 5 times faster than liquid-filled alternatives.
- No leakage
- No visible welding
- Improved aesthetic appearance

Design

The unique Concealed Wiring System ensures that Avenir Heated Towel Ladders require no additional wall-fixings for cable entry. The result is a perfectly symmetrical and balanced design.

Installation

Avenir Heated Towel Ladders are supplied with a mounting template manufactured from 3mm MDF. The template is fixed squarely to the wall surface using the supplied double-sided tape and a spirit level. The fixing holes are drilled into the wall using the template to ensure accurate positioning.

Warranty

Avenir Heated Towel Ladders are supplied with a 3-Year warranty, subject to the terms and conditions of sale.

Features & Benefits

- Made in Australia
- Stainless Steel 304
High level of corrosion resistance and less prone to scratching than chrome-plated products
- Dry Internal Heating Element
Faster heating/cooling time – more efficient – no leaks
- Concealed Wiring System (In-Wall Fixing Kit required)
Bottom left or bottom right cable-entry available
- External Plug-in System
Bottom left or bottom right cable-entry available
- Simplified Installation System
Includes MDF fixing template to ensure simple installation
- Complies with Australian and New Zealand Standards
AS/NZ 60335.2.43 (Form, Fluid & Base models only)
- Ultra Safe 12 Volt Power Supply
Can be installed in any zone (Solo & Cubo models only)
- 3-Year Warranty
Subject to terms and conditions of sale
- Non-Heated version available in all sizes



Wattage

45 = 10 Watts per rail
65 = 14 Watts per rail
85 = 18 Watts per rail

Voltage

Ultra Safe 12V Power Supply

Material

304 Stainless Steel

Finish

Mirror polished

Cable Options

Concealed Wiring
(In-Wall Fixing Kit required)

Heating Method

Dry Internal Heating Element

Heating Time

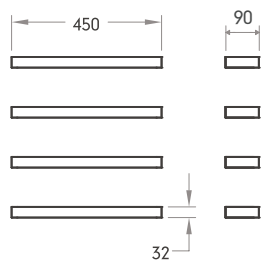
5 to 10 minutes

Non-Heated versions available

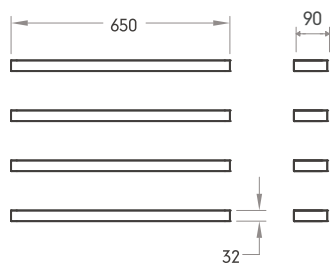
Rails sold individually

Cubo

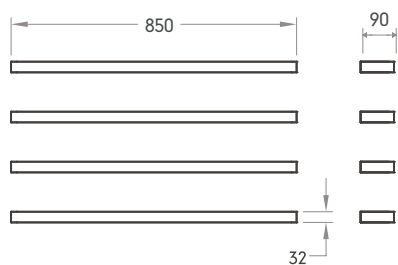
TRH3-45



TRH3-65



TRH3-85



NOTE:

Heated Towel Rails require an In-Wall Fixing Kit to be installed as part of the wall construction.

For prolonged element life and energy conservation, Heated Rails should be connected to a timer (not included), set to 25% usage or less.

See page 21 for further information.

In-Wall Installation System

Solo & Cubo models

The Solo & Cubo installation features an In-Wall Fixing Kit installed beneath the wall surface. Included in the installation kit is a MDF spacing template which ensures exact spacing of the individual rails, with configurable spacing options.

The Solo and Cubo Heated Towel Rails operate with 12 Volts, making them safe to install in any zone in the bathroom.

In-Wall Installation available in 3 models:

TRCF 60

Suitable for up to:

5 x 450 mm, 4 x 650 mm & 3 x 850 mm

60W Transformer supplied

TRCF 105

Suitable for up to:

9 x 450 mm, 7 x 650 mm & 5 x 850 mm

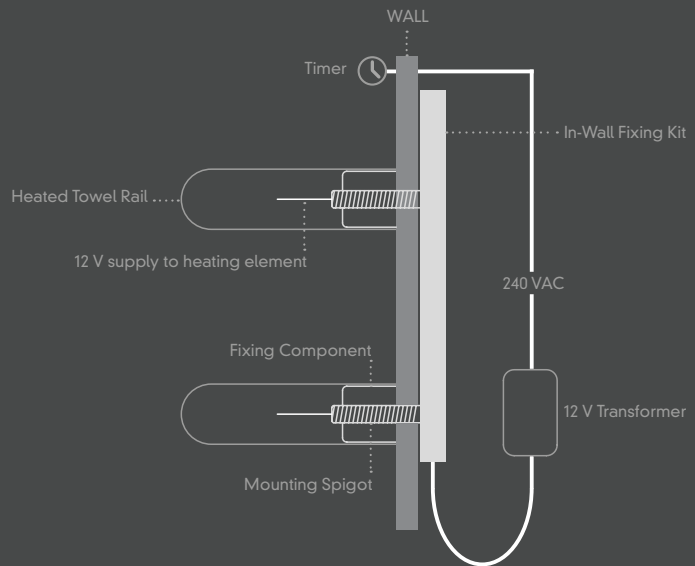
105W Transformer supplied

TRCF 150

Suitable for up to:

12 x 450 mm, 10 x 650 mm & 8 x 850 mm

150W Transformer supplied



IMPORTANT INFORMATION:

The In-Wall Fixing Kit is required to be installed as part of the wall construction and can accommodate masonry or stud-wall applications.

For prolonged element life and energy conservation, Avenir recommends that Heated Rails be connected to a timer (not included), set to 25% usage or less.


THE AVENIR ACCESSORIES COLLECTION


 ARTIZEN



 TAGO




 BAGNO




 BIZU




 BLOQUE



 PLUS



 MINUS



 UNIVERSAL



avenir®

Avenir Future Design Pty Ltd.

Unit 2/42 Leighton Place, Hornsby, NSW, 2077, Australia
PO Box 773, Hornsby, NSW, 1630, Australia

T +61 2 9476 6917

F +61 2 9476 5833

E sales@avenir.com.au

W www.avenir.com.au

